



ಬೃಹತ್ ಬೆಂಗಳೂರು ಮಹಾನಗರ ಪಾಲಿಕೆ
Bruhat Bengaluru Mahanagara Palike



BBMP COVID-19 WAR ROOM 27.06.2022



OVERVIEW OF COVID-19 IN BENGALURU

CASE TRENDS ACTIVE CASES **4,088**

<u>Confirmed Cases</u>	<u>Recovered Cases</u>	<u>Death Cases</u>
592 18,00,415 #	715 17,79,359 #	0 16,968 #

HOSPITALIZATION **72**

<u>ICU – V</u>	<u>ICU</u>	<u>HDU</u>	<u>General</u>
-	10	3	59

INCLUDES GOVT. QUOTA AND PRIVATE WALK-IN HOSPITALIZATION

VACCINATION **5,232** 1,96,80,958 #

<u>First Dose</u>	<u>Second Dose</u>	<u>Precaution Dose</u>
291 96,72,022 #	781 89,47,312 #	4,160 8,00,151 #

TRIAGING

MTU
20

Tele Triage
459

ACTIVE CLUSTERS

22

Budding Clusters (<5 Cases)
20

Clusters (> 5 cases)
2

TESTING **11,592** 3,04,66,630 #

<u>Positivity : 3.52%</u>	<u>RAT</u>	<u>RTPCR</u>
<small>*FOR LAST 7 DAYS</small>	2,926	8,666

: indicates cumulative numbers till date



ABSTRACT OF COVID-19 SCENARIO IN BENGALURU

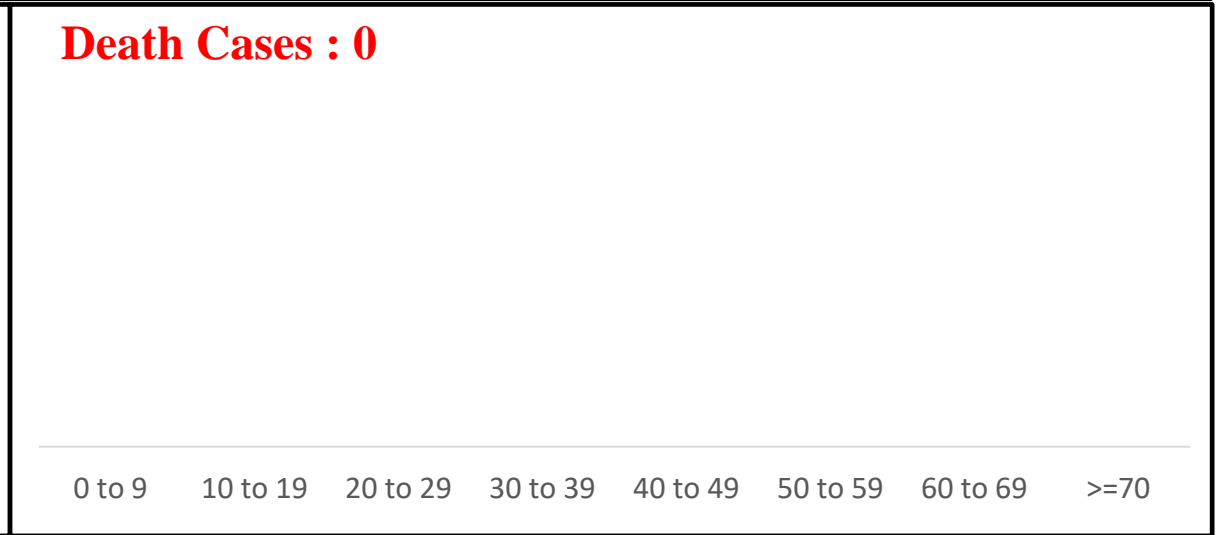
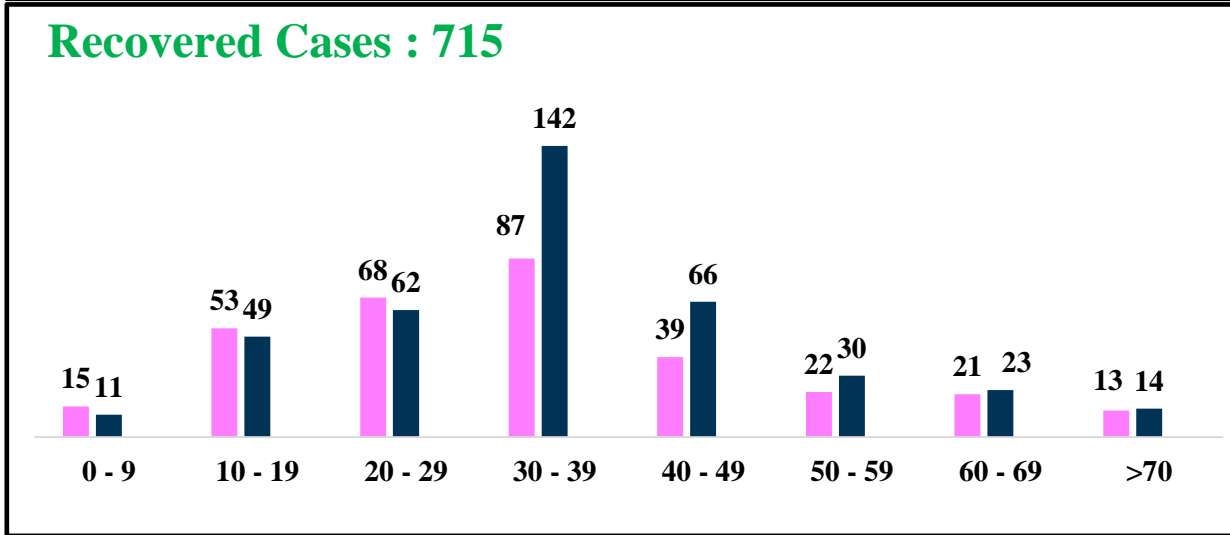
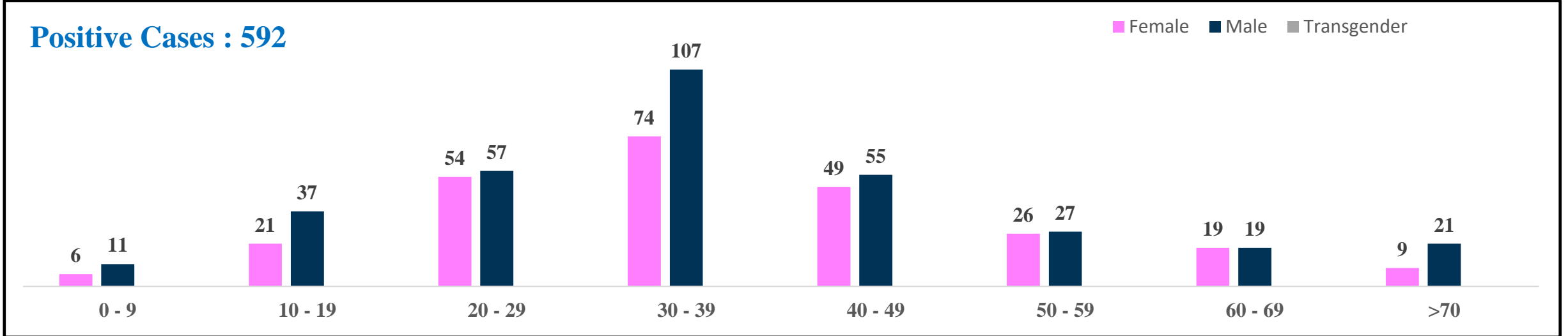


	MALE			FEMALE			TRANSGENDER			TOTAL		
	Last 24 Hours	Last 7 Days	Cumulative	Last 24 Hours	Last 7 Days	Cumulative	Last 24 Hours	Last 7 Days	Cumulative	Last 24 Hours	Last 7 Days	Cumulative
Positive Cases	334	2,132	10,64,294	258	1,747	7,35,926	0	0	195	592	3,879	18,00,415
Recovered Cases	397	2,406	10,50,827	318	2,105	7,28,440	0	2	185	715	4,513	17,79,359
Death Cases	0	0	10,746	0	1	6,218	0	0	4	0	1	16,968
Total Tests Done	In Last 24 hrs. : 11,592			In last 7 days : 1,10,236			Cumulative : 3,04,66,630					
Vaccine Doses Administered	In Last 24 hrs. : 5,232			In last 7 days : 1,01,846			Cumulative : 1,96,80,958					
ACTIVE CASES									4,088			

*Covid deaths occurred today : 00 | Covid deaths occurred beyond last 24 hrs., reported today : 00

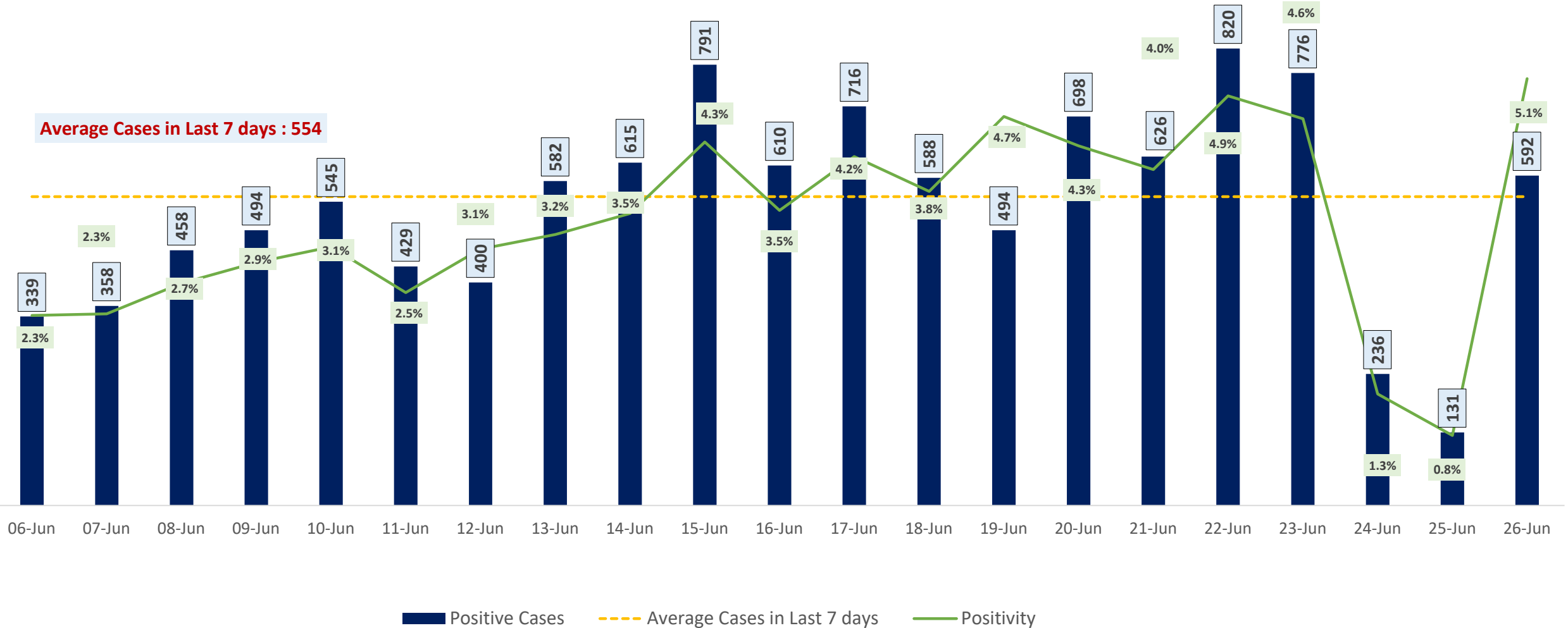


LAST 24 HOURS AGE GROUP AND GENDER WISE DISTRIBUTION





POSITIVITY RATE OF BENGALURU – LAST 21 DAYS





TESTING TRENDS IN BENGALURU

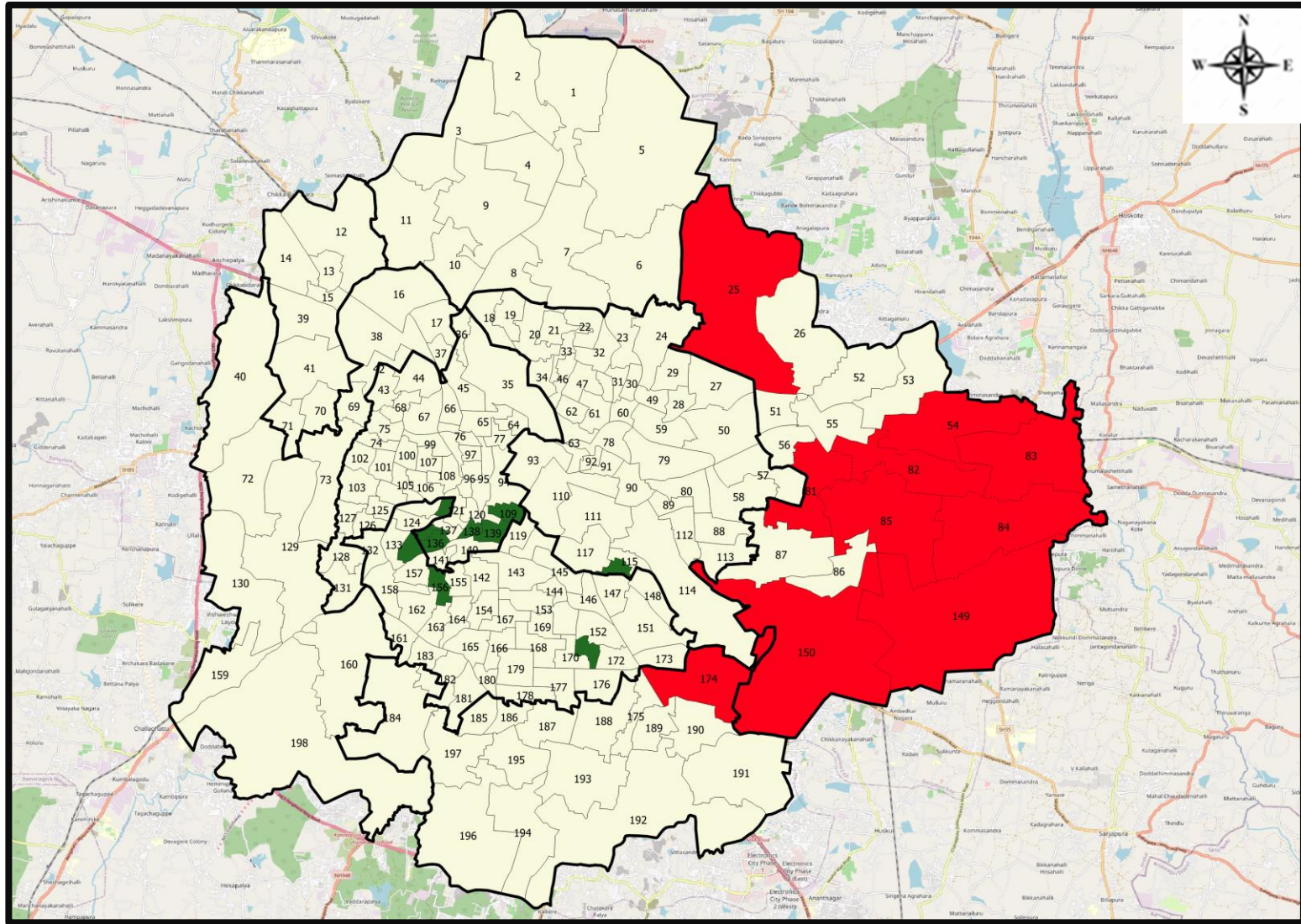


Total Test Conducted Till Date	Test Conducted Last 24 hours	Last 7 Days Average
3,04,66,630	11,592	15,748





BENGALURU URBAN MAP SHOWING TREND OF POSITIVE CASES IN LAST 7 DAYS



Top 10 wards reporting highest number of positive cases in last 7 days

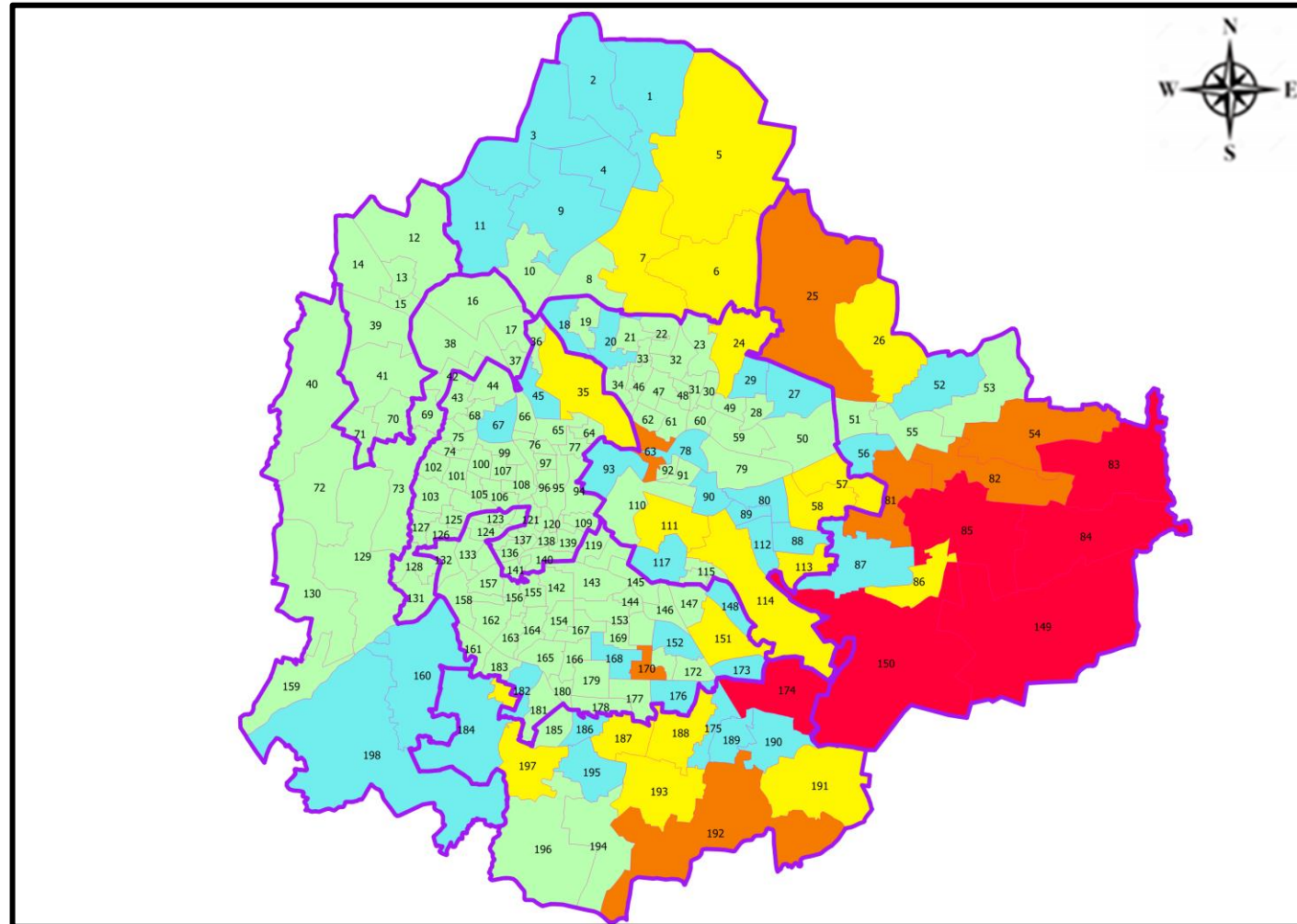
Ward No.	Ward Name	Daily Cases Average
150	Bellanduru	58
83	Kadugodi	29
85	Dodda Nekkundi	28
149	Varthuru	22
174	HSR Layout	16
84	Hagadur	15
25	Horamavu	14
54	Hudi	11
82	Garudachar Palya	11
81	Vijnana Nagar	10







Top 10 wards reporting least number of positive cases in last 7 days

Ward No.	Ward Name	Daily Cases Average
171	Gurappanapalya	0
156	Srinagara	0
139	K R Market	0
138	Chalavadipalya	0
136	Jagajivanram Nagar	0
135	Padarayanapura	0
134	Bapuji Nagar	0
122	Kempapura Agrahara	0
116	Nilasandra	0
109	Chickpete	0



BENGALURU MAP SHOWING INTENSITY OF POSITIVE CASES IN LAST 7 DAYS



-  **Level 1 : 0 to 10 Cases**
-  **Level 2 : 10 to 25 Cases**
-  **Level 3 : 25 to 50 Cases**
-  **Level 4 : 50 to 100 Cases**
-  **Level 5 : More than 100 Cases**
-  **Zone Boundaries**

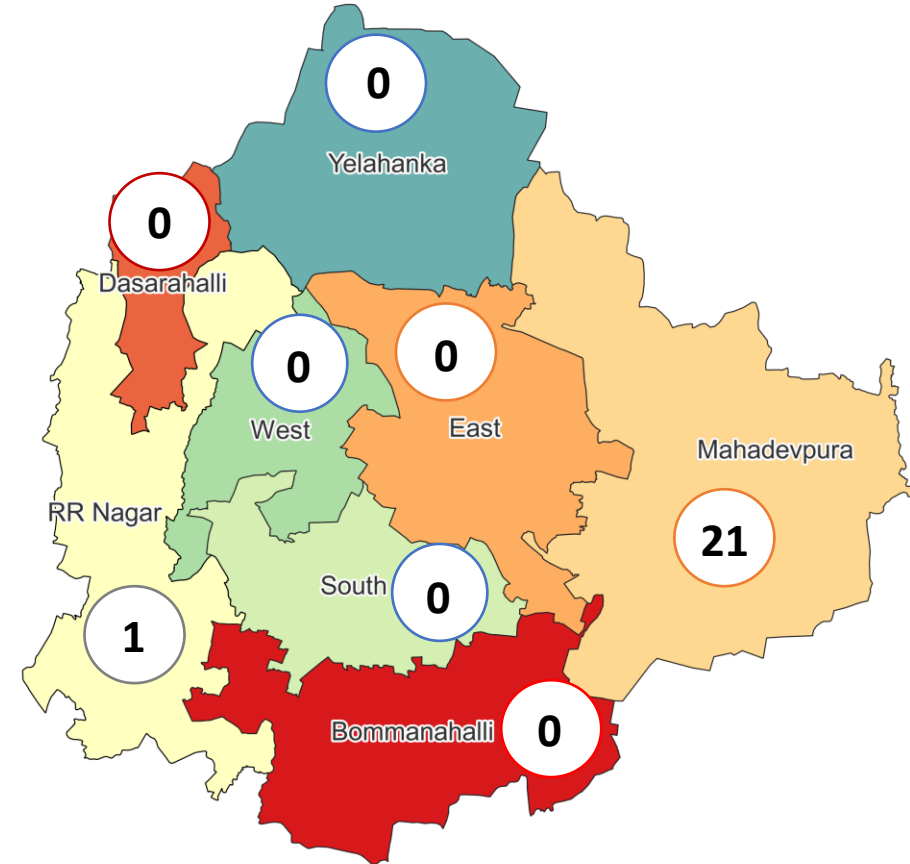


CLUSTER DETAILS



Zone Name	TOTAL CLUSTERS	Budding Clusters	Clusters	Outbreaks
		Less Than 5 Cases	5 To 14 Cases	More Than 14 Cases
BOMMANAHALLI	0 (-)	0 (-)	0 (-)	0 (-)
DASARAHALLI	0 (-)	0 (-)	0 (-)	0 (-)
EAST	0 (-)	0 (-)	0 (-)	0 (-)
MAHADEVPURA	21 (▼10)	20 (▼10)	1 (-)	0 (-)
RR NAGAR	1 (▼1)	0 (-)	0 (-)	1 (▼1)
SOUTH	0 (-)	0 (-)	0 (-)	0 (-)
WEST	0 (-)	0 (-)	0 (-)	0 (-)
YELAHANKHA	0 (-)	0 (-)	0 (-)	0 (-)
TOTAL	22 (▼11)	20 (▼10)	1 (-)	1 (▼1)

Total Active Clusters



Types of Clusters

Zone Name	Apartments/ Villa	Individual House	Hostels/Quarters	Others	Schools/Colleges
BOMMANAHALLI	0 (-)	0 (-)	0 (-)	0 (-)	0 (-)
DASARAHALLI	0 (-)	0 (-)	0 (-)	0 (-)	0 (-)
EAST	0 (-)	0 (-)	0 (-)	0 (-)	0 (-)
MAHADEVPURA	21 (▼10)	0 (-)	0 (-)	0 (-)	0 (-)
RR NAGAR	0 (-)	0 (-)	0 (▼1)	0 (-)	1 (-)
SOUTH	0 (-)	0 (-)	0 (-)	0 (-)	0 (-)
WEST	0 (-)	0 (-)	0 (-)	0 (-)	0 (-)
YELAHANKHA	0 (-)	0 (-)	0 (-)	0 (-)	0 (-)
TOTAL	21 (▼10)	0 (-)	0 (▼1)	0 (-)	1 (-)

▲▼ : Shows increase and decrease in numbers as compared to previous day

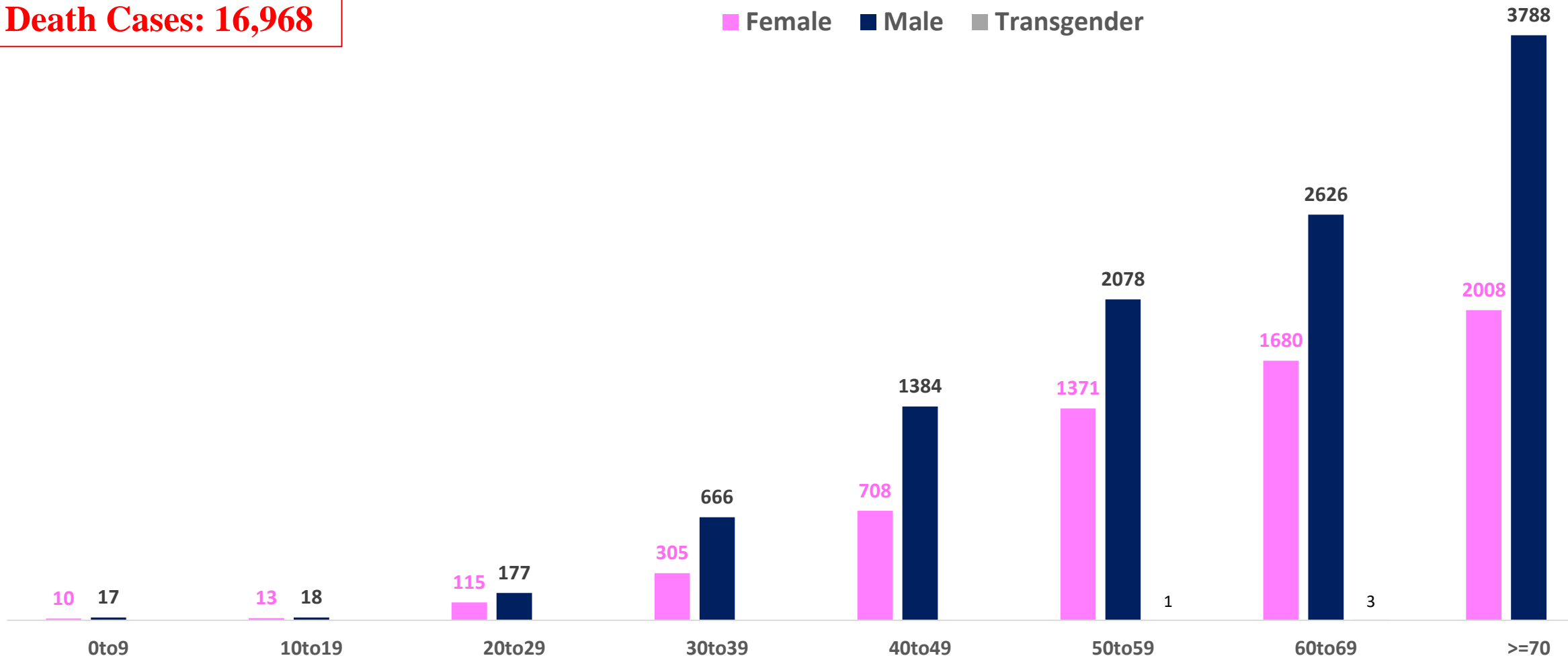


AGE AND GENDER WISE DISTRIBUTION OF DEATH CASES



Death Cases: 16,968

Female Male Transgender





VACCINATION COVERAGE AS ON 26.06.2022

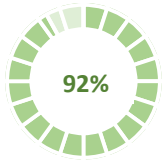
Total Doses Administered

1,96,80,958

▲ 5,232

Total 12-14 years Population : 2.82 Lakhs

1ST DOSE

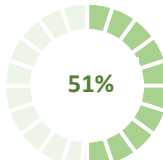


92%

2,58,843
Doses administered

▲ 138

2ND DOSE



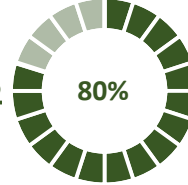
51%

1,43,483
Doses administered

▲ 170

Total 15-18 years Population : 4.42 Lakhs

1ST DOSE

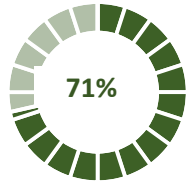


80%

3,52,688
Doses administered

▲ 101

2ND DOSE



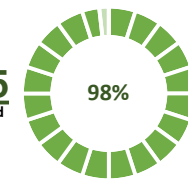
71%

3,15,785
Doses administered

▲ 118

Total adult Population : 91.7 Lakhs

1ST DOSE

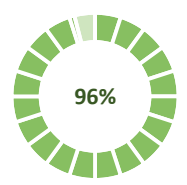


98%

90,06,179
Doses administered

▲ 52

2ND DOSE



96%

88,03,829
Doses administered

▲ 493

Priority Group*

Health Care Workers

Dose 1

2,10,339
Doses administered

▲ 0

Dose 2

2,06,895
Doses administered

▲ 5

Frontline Workers

Dose 1

3,81,874
Doses administered

▲ 1

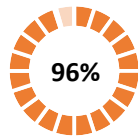
Dose 2

3,73,010
Doses administered

▲ 1

45 – 59 Years Coverage

Dose 1

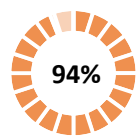


96%

16,94,413
Doses administered

▲ 5

Dose 2



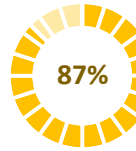
94%

16,65,717
Doses administered

▲ 74

18 - 44 Years Coverage

Dose 1

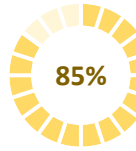


87%

57,39,637
Doses administered

▲ 39

Dose 2



85%

55,98,620
Doses administered

▲ 329

60 + Years Coverage

Dose 1



100%

9,79,916
Doses administered

▲ 7

Dose 2



100%

9,59,587
Doses administered

▲ 84

PRECAUTION DOSE



8,00,151
Doses administered

▲ 4,160

PRECAUTION DOSES ADMINISTERED

Health Care Workers

85,378
Booster Doses administered

▲ 104

Front Line Workers

1,05,388
Booster Doses administered

▲ 323

60 + Years Coverage

3,51,118
Booster Doses administered

▲ 402

18 + Years Coverage

2,58,267
Booster Doses administered

▲ 3,331

▲ indicates the increase in last 24 hours



COVID-19 SCENARIO IN BENGALURU AND OTHER METROPOLITIAN CITIES



CITY NAME	Positive Cases	Active Cases	Recovered	Deceased	Vaccine Doses Administered
New Delhi	19,31,398	4,939	19,00,206	26,253	3,49,56,137
Bengaluru*	18,00,415	4,088	17,79,359	16,968	2,26,53,736
Mumbai	11,06,449	12,727	10,74,123	19,599	2,14,19,916
Chennai	7,58,607	3,395	7,46,144	9,068	1,06,58,899
Kolkata	4,47,192	272	4,41,264	5,656	1,03,19,641

Source : <https://dashboard.cowin.gov.in/> at 4:50pm (27.06.2022)
Source : <https://www.covid19bharat.org/> at 4:50 pm (27.06.2022)

*includes BBMP & Bengaluru Urban



SNAPSHOT OF COVID-19 CASES IN BENGALURU URBAN



**Total Wards With
< =10 Cases* :
123**

**Tests Conducted
On 26.06.2022:
11,592**

**Recovery
Rate:
98.83%**

**Total
Active Cases :
4,088**

**Total Vaccinated on
26.06.2022:
5,232**



**Positivity
Rate* :
3.52%**

**Active
Rate:
0.23%**

**Case
Fatality Rate* :
0.03%**

*Total positive cases In the past 7 days

*CFR and positivity is for Past 7 days

Download BBMP Bulletin	https://apps.bbmpgov.in/covid19/mediabulletin.php
For BBMPCovid19 Bed Status:	https://apps.bbmpgov.in/covid19/en/Bedstatus.php
To register for vaccination :	https://selfregistration.cowin.gov.in/
BBMP COVID19 Dashboard:	https://apps.bbmpgov.in/covid19/
Follow us on:	 www.facebook.com/bbmp.comm1/
	 twitter.com/BBMPCOMM



Issued by:

Honorable Chief Commissioner, BBMP
Special Commissioner Health & IT, BBMP
MD, Bengaluru Smart City Limited

THANK YOU !

